

THE RING

PRODUCT MANUAL V25.01



LEADER RUBBER COMPANY
SOUTH AFRICA (PTY) LTD



MARANGONI 



Manufactured by Leader Rubber Company Pty Ltd. in South Africa.

RINGTREADING VS RETREADING

Each ring is produced individually by means of a centripetal radial press. Therefore, vulcanisation takes place in the final configuration of the tread, allowing the molecular structure to stabilise in a stress-free configuration.



The strips are produced in long multi-stage presses, where it is difficult to precisely check temperature, pressure and vulcanisation times. The strip does not follow the convex shape of the casing: this deformation generates tension between the tread and the structure of the tyre, causing overheating.

NO DEFORMATION = LESS WEAR

The convex profile of the ring perfectly adapts to the curvature of the casing, preserving its integrity. Surface uniformity ensures maximum adhesion between the tread and the tyre structure as well as superior performance.



The application of a flat strip to the convex shape of the tyre structure causes deformation and weak points, which increase the tread wear rate and cause the casing to overheat, which could reduce the life of the tyre.

UNIFORM TREAD = MORE KILOMETRES

RINGTREAD allows for perfectly balanced retreaded tyres. The fact that they are spliceless reduces rolling resistance and ensures slow and regular wear, thus significantly reducing mileage costs and the total price of owning the tyre.



Retreading using conventional flat strips necessarily involves the presence of at least one splice. In addition to inevitably throwing the tyre off balance, this creates a weak point that can increase the likelihood of the tread detaching itself.

SPLICELESS = MAXIMUM RELIABILITY



INCREASED RELIABILITY
AT THE TOP IN
TERMS OF SAFETY
AND OPERATIONAL
EFFICIENCY



MORE FOR LESS
LOWER INITIAL COST,
LOWER FUEL
CONSUMPTION



MORE KILOMETERS
IMPROVED
PERFORMANCES IN ALL
ROAD CONDITIONS



MORE GRIP
BETTER
PERFORMANCE,
MAXIMUM GRIP
IN ALL ROAD
CONDITIONS

ALL POSITION

BUS

mm	mm		mm	no.	Sizes	Code
235	19,0	M	3140	27	12R22.5 (275/80R22.5)	RL21005511K
245	19,0	M	3185	36	295/80R22.5 (315/80R22.5)	RL21005514J
255	19,0	M	3185	27	315/80R22.5 (295/80R22.5)	RL21005529J
265	19,0	M	3185	27	315/80R22.5 (295/80R22.5)	RL21005530J

☆☆☆☆	☆☆☆☆	☆☆☆☆	☆☆☆☆	☆☆☆☆	☆☆☆☆	☆☆☆☆	☆☆☆☆



mm	mm		mm	no.	Sizes	Code
240	21,0	M	3170	36	12R22.5 (295/80R22.5)	RL21022217E
250	21,0	M	3170	27	12R22.5 (295/80R22.5)	RL21022223D
260	21,0	M	3185	27	315/80R22.5	RL21022329A
270	21,0	M	3185	27	315/80R22.5	RL21022332A

☆☆☆☆	☆☆☆☆	☆☆☆☆	☆☆☆☆	☆☆☆☆	☆☆☆☆	☆☆☆☆	☆☆☆☆

RD2+
DRIVE

TRAILER

RZ-FE 100

mm	mm		mm	no.	Sizes	Code
230	14,0	M	3170	36	12R22.5 (295/80R22.5)	RL21030733B
245	14,0	M	3185	36	315/80R22.5 (295/80R22.5)	RL21030744E
260	14,0	M	3185	27	315/80R22.5 (12R22.5)	RL21030754A

☆☆☆☆	☆☆☆☆	☆☆☆☆	☆☆☆☆	☆☆☆☆	☆☆☆☆	☆☆☆☆	☆☆☆☆



mm	mm		mm	no.	Sizes	Code
295	14,0	M	3185	27	385/65R22.5	RL21025020C

☆☆☆☆	☆☆☆☆	☆☆☆☆	☆☆☆☆	☆☆☆☆	☆☆☆☆	☆☆☆☆	☆☆☆☆

RTA
TRAILER

TRAILER

RZE-HM

mm	mm		mm	no.	Sizes	Code
210	16,0	M	3160	36	295/80R22.5 11R22.5	RL21027214M
220	16,0	M	3160	36	10.00R20 11R22.5	RL21027216L
230	16,0	M	3140	36	295/80R22.5 275/80R22.5	RL21027223N
240	16,0	M	3140	36	295/80R22.5	RL21027235J
250	16,0	M	3140	36	295/80R22.5	RL21027241D

☆☆☆☆	☆☆☆☆	☆☆☆☆	☆☆☆☆	☆☆☆☆	☆☆☆☆	☆☆☆☆	☆☆☆☆




mm	mm		mm	no.	Sizes	Code
210	17,0	M	3160	36	10.00R20 11R22.5	RL21071834L
220	17,0	M	3160	36	10.00R20 11R22.5	RL21071841L
230	17,0	M	3140	27	295/80R22.5 275/80R22.5	RL21071852L

☆☆☆☆	☆☆☆☆	☆☆☆☆	☆☆☆☆	☆☆☆☆	☆☆☆☆	☆☆☆☆	☆☆☆☆

RDR LDI
ALL POSITION

TYRE SIZES-TREAD WIDTHS

SIZES	CODE	Buff. - Rasp. - Rauh. Rasp. - Rasp.		
			Min. mm	Max mm
195/75R16	XS	2115	140	160
205/75R16	XS	2165	150	170
215/75R16	XS	2205	160	180
225/75R16	XS	2255	170	190
195R16	XS	2170	140	160
205R16	XS	2230	150	170
215R16	XS	2275	160	180
225R16	XS	2320	170	190
7.50R16	XS	2425	150	160
8.25R16	XS	2590	160	170

9.00R20	S	3075	180	195
10.00R20	M	3185	190	210
11.00R	M	3285	200	220
12.00R20	L	3390	220	240


365/80R20	M	3300	265	275
-----------	---	------	-----	-----

11.00R22	L	3450	210	230
----------	---	------	-----	-----

12.00R24	XL	3660	215	230
----------	----	------	-----	-----

8R17.5	XS	2390	155	160
8.5R17.5	XS	2440	155	165
9.5R17.5	XS	2540	180	190
10R17.5	XS	2600	180	200
205/75R17.5	XS	2315	165	180
215/75R17.5	XS	2350	170	180
225/75R17.5	XS	2395	180	190
235/75R17.5	XS	2445	190	200
245/70R17.5	XS	2440	200	210

9R22.5	XS	2930	180	195
10R22.5	S	3070	195	210
11R22.5	M	3190	195	220
12R22.5	M	3280	220	240
13R22.5	XL	3420	220	250

SIZES	CODE	Buff. - Rasp. - Rauh. Rasp. - Rasp.		
			Min. mm	Max mm
225/75R19.5	XS	2515	180	190
225/70R19.5	XS	2475	180	190
235/70R19.5	XS	2495	190	200
245/70R19.5	XS	2565	200	210
265/70R19.5	XS	2620	210	220
285/70R19.5	XS	2700	220	230
305/70R19.5	XS	2775	230	240

445/45R19.5	XXS	2740	390	390
435/50R19.5	XXS	2805	320	385
425/55R19.5	XS	2990	320	360
445/55R19.5	XS	2980	360	390
445/65R19.5	M	3265	320	360

285/60R22.5	XXS	2780	230	260
295/60R22.5	XXS	2785	240	265
315/60R22.5	XXS	2890	260	285
255/70R22.5	XS	2850	200	210
275/70R22.5	XS	2940	230	250
305/70R22.5	XS	3020	230	250
315/70R22.5	XS	3070	245	270
295/75R22.5	S	3095	210	230
275/80R22.5	S	3100	210	230
295/80R22.5	M	3190	230	250
315/80R22.5	M	3280	230	270

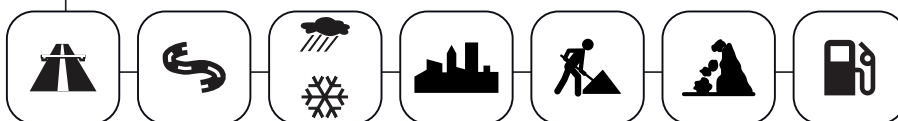
455/45R22.5	XS	2970	390	430
455/50R22.5	S	3070	380	390
385/55R22.5	XS	3030	320	340
445/55R22.5	M	3225	390	400
385/65R22.5	M	3275	290	305
425/65R22.5	XL	3440	320	320
445/65R22.5	XL	3500	350	360

11R24.5	L	3360	210	230
12R24.5	L	3450	220	240
285/75R24.5	M	3195	210	230
305/75R24.5	M	3270	230	240
315/75R24.5	L	3315	230	245
275/80R24.5	M	3280	200	220
295/80R24.5	L	3315	230	240



MAX SPEED IND.	G	J	K	L	M
Km/h speed	90	1001	10	120	130
Mp/h speed	56	62	68	75	81

PERFORMANCE CHARACTERISTICS



★ not recommended
★★ acceptable
★★★ good
★★★★ very good

CODE	mm MIN	mm MAX
XS/XXS		3040
S	3040	3130
M	3140	3250
L	3260	3370
XL	3370	

CONTACT US