








BUS

ALL POSITION

A special tread pattern for urban buses designed for routes which comprise numerous stops and re-starts together with scuffing against the pavement edge. The pattern is characterized by three circumferential grooves which ensure good directional control together with shoulder blocks which guarantee traction and are reinforced for reduced lateral scrubbing. A tread pattern particularly suited to urban bus drive axles, but also suitable for drive axle applications on long distance buses and on medium horsepower trucks when good traction and wear resistance are required.



 mm	 mm		 mm	 no.	Sizes	Code
235	19,0	M	3140	36	12R22.5 <small>(275/80R22.5)</small>	RL21005511K
245	19,0	M	3185	36	295/80R22.5 <small>(315/80R22.5)</small>	RL21005514J
255	19,0	M	3185	27	315/80R22.5 <small>(295/80R22.5)</small>	RL21005529J
265	19,0	M	3185	27	315/80R22.5 <small>(295/80R22.5)</small>	RL21005530J



Excellent stability, good water dispersion, smooth running and passenger comfort.



Low heat built-up and increased mileage
Wear resistance and low tread usage on mixed and tortuous routes together with reduced lateral scrubbing.



Grip and traction even on slippery surfaces. Good braking control.
Resistance to chipping and scrubbing



						
★☆☆☆☆	★★★★★	★★☆☆☆	★★★★★	★☆☆☆☆	★☆☆☆☆	★★☆☆☆