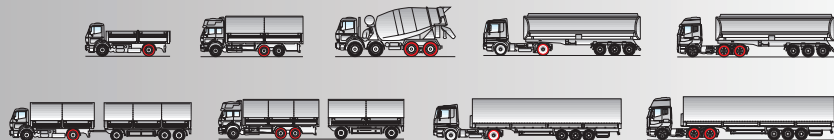









RD2+

DRIVE

A universal drive axle tread design was developed specifically to optimize mileage costs for medium and long-haul transportation on rough roads. The block pattern has monodirectional grooves with specially angled asymmetric tread blocks to enhance traction and guarantee smooth and even wear. The tread depth ensures outstanding mileage efficiency. The Plus version offers a deeper tread for use in more demanding conditions and is produced with ZERO OIL compounds.



 mm	 mm		 mm	 no.	Sizes	Code
240	21,0	M	3170	36	295/80R22.5 (12R22.5)	RL21022217
250	21,0	M	3170	27	295/80R22.5 (12R22.5)	RL21022223
260	21,0	M	3185	27	315/80R22.5	RL21022329
270	21,0	M	3185	27	315/80R22.5	RL21022332



Resistance to permanent torque and braking stress, uniform distribution of forces on the ground to ensure even wear.



Greater traction and excellent road grip.



Greater transversal stability of the tyre.



Reduced wear and greater tread life while maintaining casing integrity even for subsequent retreading.



Excellent mileage.



						
★★★★☆	★★★★★	★★★★☆	★★★☆☆	★★★☆☆	★★★☆☆	★★★★☆