








# RZ-FE 100

## TRAILER

A new generation of trailer rings, designed for use on intercity express coaches, drive axles on 6x2 units and twin trailer axles operating on motorways and highways and consequently with slow and regular tread wear.



 mm	 mm		 mm	 no.	Sizes	Code
230	14,0	M	3170	36	295/80R22.5 (12R22.5)	RL21030733
245	14,0	M	3185	36	295/80R22.5 (315/80R22.5)	RL21030744
260	14,0	M	3185	27	12R22.5 (315/80R22.5)	RL21030754



Excellent directional stability, smooth running and driver comfort.



Even wear, noise reduction, resistance to overheating and good water dispersion.



Reduced tread wear.



Excellent operating costs, reduced fuel consumption and high mileage performance.



						
★★★★☆	★★★★☆	★★★★☆	★★★★☆	★★★☆☆	★★★☆☆	★★★★☆